

# OEM screw-in thermometer with plug connection Model TF35

WIKA data sheet TE 67.10



for further approvals  
see page 6

## Applications

- Mobile working machines
- Compressors and pumps
- Heating, ventilation and air-conditioning
- Refrigeration technology
- Machine building

## Special features

- Measuring ranges from -50 ... +250 °C
- Very high vibration resistance
- Compact design
- Electrical connection via plug connection



Fig. left: AMP Junior Power Timer connector  
Fig. right: Circular connector M12 x 1



Fig. left: Deutsch instrument connector DT04-2P  
Fig. right: Rectangular connector EN 175301-803

## Description

The model TF35 screw-in thermometer is used for temperature measurement of liquid and gaseous media in the range -50 ... +250 °C (-58 ... +482 °F).

The integrated thermowell with threaded connection enables direct installation into the process. Depending on the requirements, the thermowell made of brass or stainless steel can be selected. By default, the TF35 thermometer can be used for pressures up to 50 bar. The directly mounted coupler connector ensures simple installation of the thermometer.

## Measuring element

WIKA standardly uses the following measuring elements for the model TF35 screw-in thermometer:

- Pt1000, class B per EN 60751
- Pt100, class B per EN 60751
- Ni1000, DIN 43760
- NTC 2.252 kOhm, B(25/85) = 3974
- NTC 2.5 kOhm, B(20/85) = 3541
- NTC 5 kOhm, B(25/85) = 3976
- NTC 10 kOhm, B(25/85) = 3976
- KTY81-210

Others on request

Platinum elements offer the advantage of meeting international standards (IEC/EN 60751).

Nickel elements are also standardised, but not internationally.

Due to material- and production-specific criteria, a standardisation of semiconductor elements, e.g. NTCs and KTY, is not possible. For this reason their interchangeability is limited.

Further advantages of platinum elements are: better long-term stability and better behaviour over temperature cycles, a wider temperature range as well as a high measurement accuracy and linearity.

High measurement accuracy and linearity are also possible with NTCs, but only in a limited temperature range.

### Strengths and weaknesses of the different measuring elements

	NTC	Pt100	Pt1000	Ni1000	KTY
Temperature range	-	++	++	+	-
Accuracy	-	++	++	+	-
Linearity	-	++	++	+	++
Long-term stability	+	++	++	++	+
International standards	-	++	++	+	-
Temperature sensitivity [dR/dT]	++	-	+	+	+
Impact of the connection lead	++	-	+	+	+

### Connection method

The model TF35 screw-in thermometers have a 2-wire connection design.

With this connection method, the lead resistance of the connection lead affects the measured value and must be taken into consideration.

For copper cable with cross-section 0.22 mm<sup>2</sup> the following value applies: 0.162 Ω/m → 0.42 °C/m for Pt100

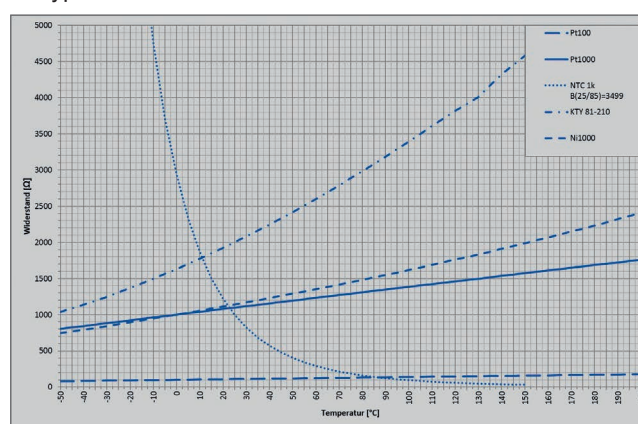
Alternatively, a version with Pt1000 can be chosen, with which the influence of the supply line (at 0.04 °C/m) is smaller by a factor of 10. This also applies to a Ni1000 sensor element.

The lead resistance becomes still less significant in relation to the basic resistance R<sub>25</sub> with a KTY or NTC element.

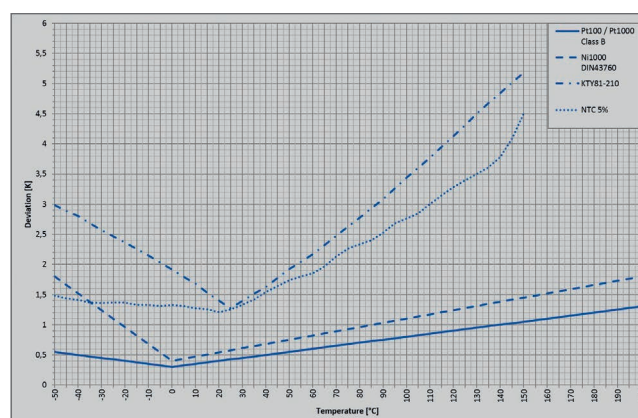
### Characteristic curves

The following characteristic curves show the typical curve shapes for the standard WIKA measuring elements, depending on the temperature and the typical tolerance curves.

#### ■ Typical characteristic curves



#### ■ Typical tolerance curves



## Temperature ranges

### Medium temperature (measuring range)

The measuring range depends basically on the measuring element:

Measuring element	Standard measuring range
NTC	-30 ... +130 °C
Pt100	-50 ... +200 °C / -50 ... +250 °C
Pt1000	-50 ... +200 °C / -50 ... +250 °C
Ni1000	-50 ... +200 °C
KTY	-50 ... +150 °C

### Ambient temperature

The maximum permissible ambient temperature depends on the electrical connection:

Electrical connection	Ambient temperature
AMP Junior Power Timer	-40 ... +150 °C
FASTON blade terminal	-40 ... +150 °C
Deutsch instrument connector DT04-2P	-40 ... +150 °C
Bayonet connector DIN 72585	-40 ... +140 °C
Circular connector M12 x 1	-40 ... +100 °C
Rectangular connector EN 175301-803	-40 ... +125 °C

Note:

Due to short installation length there is a possibility that the temperature at the connector will rise up to an inadmissibly high value. This absolutely must be taken into account when designing the measuring point.

## Thermowell

### Material

- Brass
- Stainless steel

### Diameter D

- 8 mm
- 8 mm with tapered tip 4 mm
- 6 mm

Others on request

### Process connection

Mounting thread:

- G ¼ B
- G ⅜ B
- G ½ B
- M14 x 1.5
- M14 x 1.5 (DIN 3852 form E)
- R¼-ISO7
- R⅜-ISO7
- R½-ISO7
- ¼" NPT
- ½" NPT

Others on request

### Insertion length U

- 28 mm
- 30 mm
- 40 mm
- 50 mm
- 60 mm
- 65 mm

Others on request

## Response time

The response time is strongly influenced by

- the thermowell used (diameter, material, insertion length)
- the heat transfer from thermowell to the measuring element
- the flow rate of the medium

Due to the design of the model TF35 screw-in thermometer, there is optimum heat transfer from the medium to the measuring element.

The following table shows typical response times for the model TF35 screw-in thermometers:

Thermowell		Response time	
Material	Diameter	t <sub>0.5</sub>	t <sub>0.9</sub>
Brass	6 mm	2.2 s	6 s
Stainless steel	6 mm	2.5 s	6.5 s

## Vibration resistance

Due to the specific assembly of the measuring elements used, the vibration resistance of the model TF35 screw-in thermometer is very high. The defined acceleration value of 3 g for higher demands, as per IEC/EN 60751, has been significantly improved upon.

Depending on the mounting situation, medium, temperature and insertion length, the vibration resistance can be up to 30 g.

## Shock resistance

Up to 500 g, depending on the mounting situation, the medium and temperature

## Static operating pressure

The model TF35 standard instruments are suitable for static pressures up to a max. of 50 bar. For higher pressure ranges, please contact a WIKA contact person.

## Electrical connection

- AMP Junior Power Timer connector
- FASTON blade terminal 6.3 x 0.8 mm
- FASTON blade terminal 4.8 x 0.8 mm
- Deutsch instrument connector DT04-2P
- Bayonet connector DIN 72585
- Circular connector M12 x 1
- Circular connector M12 x 1 with neck tube 45 mm
- Rectangular connector EN 175301-803, form A, without mating connector
- Rectangular connector EN 175301-803, form A, with mating connector

Other connections on request

## Ingress protection

The ingress protection depends on the electrical connection.

Electrical connection	Ingress protection
AMP Junior Power Timer	IP66, IP67
FASTON blade terminal	IP52
Deutsch instrument connector DT04-2P	IP66, IP67, IP69K
Bayonet connector DIN 72585	IP66, IP67
Circular connector M12 x 1	IP66, IP67
Rectangular connector EN 175301-803	IP65

Note:

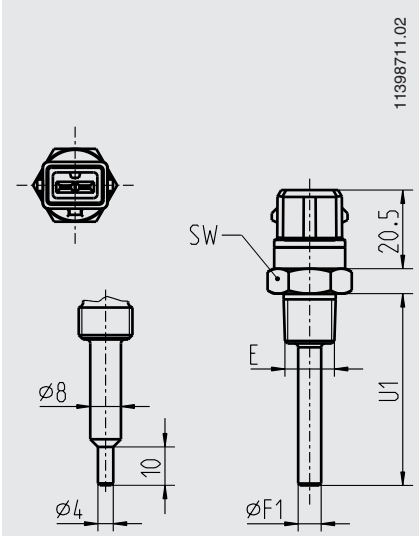
The stated ingress protection only applies when plugged in using mating connectors that have the appropriate ingress protection.

## Accessories

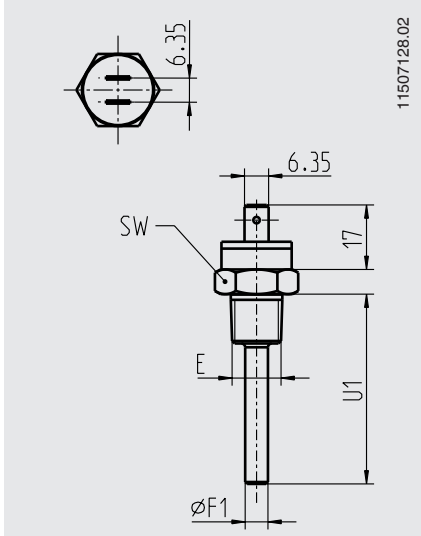
On request, WIKA supplies a suitable mating connector for the electrical connections as a separate accessory.

## Dimensions in mm

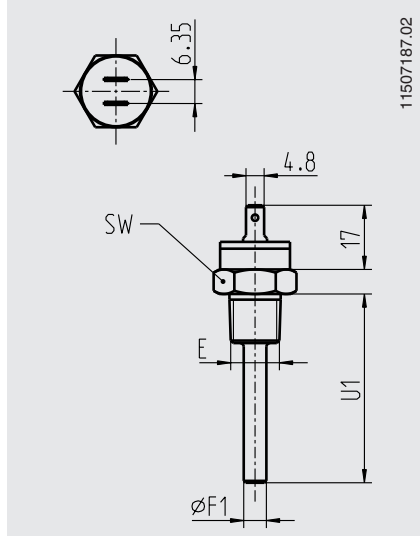
**AMP Junior Power Timer connector**



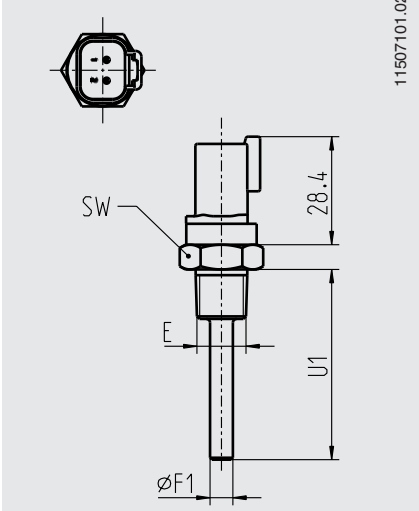
**FASTON blade terminal 6.3 x 0.8 mm**



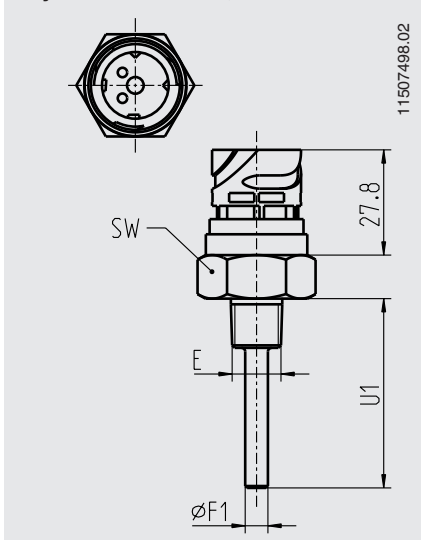
**FASTON blade terminal 4.8 x 0.8 mm**



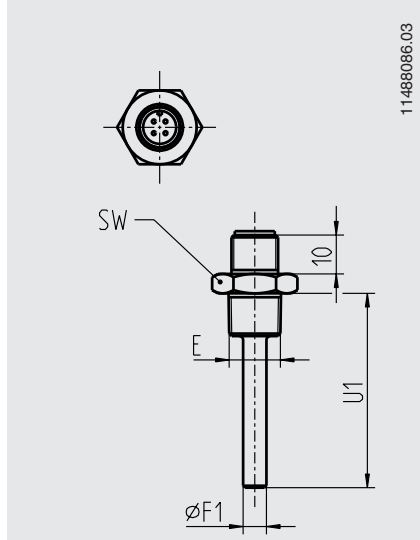
**Deutsch instrument connector  
DT04-2P**



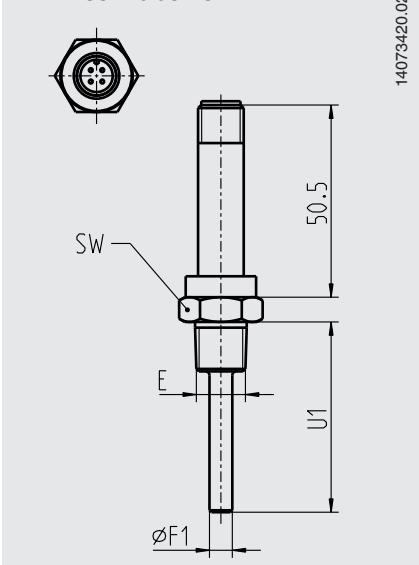
**Bayonet connector, DIN 72585**



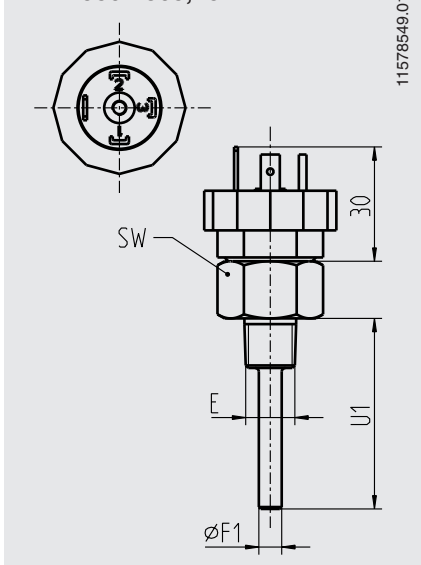
**Circular connector M12 x 1**







**Circular connector M12 x 1  
with neck tube 45 mm**



**Rectangular connector  
EN 175301-803, form A**



## Approvals

Logo	Description	Country
	<b>EAC</b> Import certificate	Eurasian Economic Community
	<b>GOST</b> Metrology, measurement technology	Russia
	<b>KazInMetr</b> Metrology, measurement technology	Kazakhstan
	<b>UkrSEPRO</b> Metrology, measurement technology	Ukraine

## Manufacturer's information and certificates

Logo	Description
-	China RoHS directive

Approvals and certificates, see website

## Ordering information

When ordering choose one criterion from each category.

### Measuring element

- Pt1000, class B per EN 60751
- Pt100, class B per EN 60751
- Ni1000, DIN 43760
- NTC 2.252 kOhm, B(25/85) = 3974
- NTC 2.5 kOhm, B(20/85) = 3541
- NTC 5 kOhm, B(25/85) = 3976
- NTC 10 kOhm, B(25/85) = 3976
- KTY81-210

### Thermowell material

- Brass
- Stainless steel

### Thermowell diameter

- 8 mm
- 8 mm with tapered tip 4 mm
- 6 mm

### Process connection

- G ¼ B
- G ⅜ B
- G ½ B
- M14 x 1.5
- M14 x 1.5 (DIN 3852 form E)
- R¼-ISO7
- R ⅜-ISO7
- R½-ISO7
- ¼" NPT
- ½" NPT

Others on request

### Insertion length

- 28 mm
- 30 mm
- 40 mm
- 50 mm
- 60 mm
- 65 mm

Others on request

### Electrical connection

- AMP Junior Power Timer connector
- FASTON blade terminal 6.3 x 0.8 mm
- FASTON blade terminal 4.8 x 0.8 mm
- Deutsch instrument connector DT04-2P
- Bayonet connector DIN 72585
- Circular connector M12 x 1
- Circular connector M12 x 1 with neck tube 45 mm
- Rectangular connector EN 175301-803, form A, without mating connector
- Rectangular connector EN 175301-803, form A, with mating connector

## Ordering information

Model / Measuring element / Thermowell material and diameter / Process connection / Insertion length / Electrical connection

© 01/2010 WIKA Alexander Wiegand SE & Co. KG, all rights reserved.  
The specifications given in this document represent the state of engineering at the time of publishing.  
We reserve the right to make modifications to the specifications and materials.

WIKA data sheet TE 67.10 · 07/2017

Page 7 of 7



**WIKAL Alexander Wiegand SE & Co. KG**  
Alexander-Wiegand-Straße 30  
63911 Klingenberg/Germany  
Tel. +49 9372 132-0  
Fax +49 9372 132-406  
info@wika.de  
www.wika.de